


Brass Spot Lights

SPB11



Assembly Instructions

- 1- Attach ground spike to the fixture.
- 2- To install bulb: Turn and remove the cap off and push bulb pins in socket holes carefully until seated. Then re-place the cap.

INSTRUCTIONS PERTAINING TO A RISK OF FIRE, OR INJURY TO PERSONS*

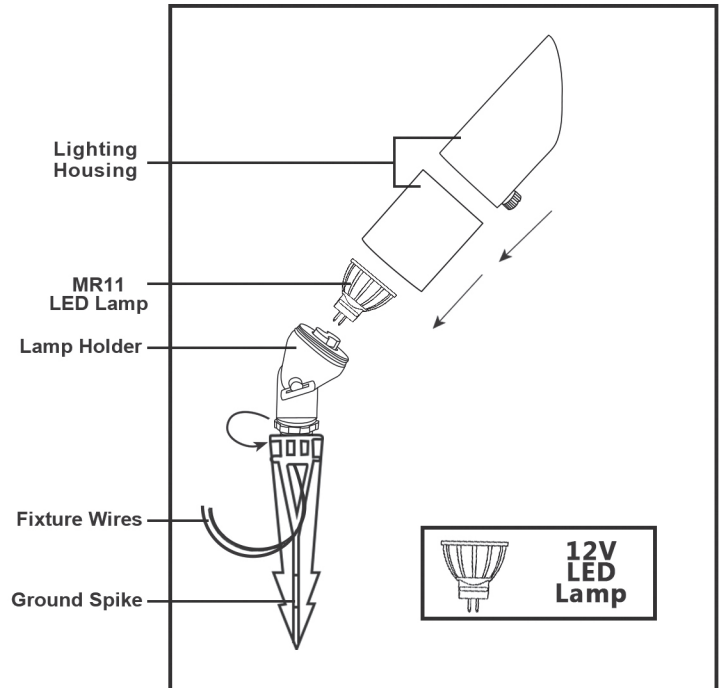
IMPORTANT SAFETY INSTRUCTIONS LIGHTED LAMP IS HOT!

Warning: TO REDUCE THE RISK OF FIRE OR INJURY TO PERSONS:

- Turn off/un-plug and allow to cool before replacing lamp.
- Lamp gets HOT quickly! Contact only switch/plug when turning on.
- Do not touch hot lens, guard or enclosure.
- Keep lamp away from materials that may burn.
- Do not touch the lamp at any time. Use a soft cloth.
- Oil from skin may damage lamp.
- Do not operate the luminaire fitting with a missing or damaged shield.

Caution:

Fixture(s) must be installed in accordance with all local codes and ordinances.
Do not install within 10 feet of a pool, spa or fountain.



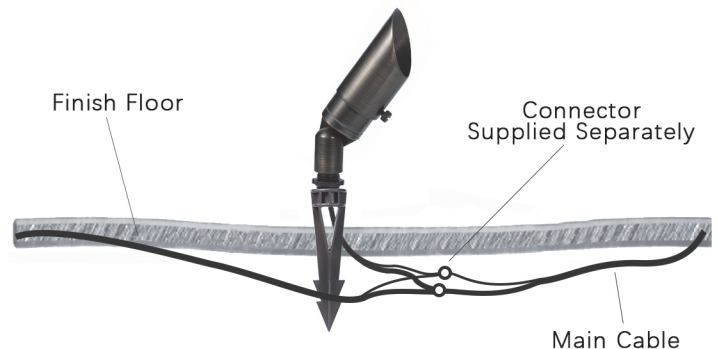
Installation Instruction

Fixture(s) should be used **"ONLY"** with low voltage landscape power units that do not exceed 25A, 15V. The power units reduce the voltage from 120 volts to 12 volts. The main cable from power units should be buried for less than 6 inches under the ground level and can be purchased from your local electric supply house.

1. Attach fixture(s) wires to main cable with cable connector suitable for direct burial.

Warning: Fixture(s) wires have to be run in close proximity to fixture(s) and not buried more than 3 inches.

2. Dig a small hole and insert fixture spike into ground and turn on power unit.



Limited Warranty

We warrants its products to be free of defects in material and workmanship under normal use,when installed in accordance with installation instructions,specifications and accepted trade practices as follows:

- Brass, copper, and stainless steel components: Limited lifetime warranty from date of sales.
- Transformers: Ten years limited warranty from date of sales. One year warranty for timers, photocells, and accessories.
- Limited life time warranty on stainless steel enclosures.

This warranty excludes:

1. Light bulbs.
2. Products not used in accordance with directions specified in installation instructions and subject to un-authorized repair.
3. Damages caused by accident, alteration, misuse, abuse and exceeding the cost of product.
4. Costs incurred in shipment, repair, replace, remove or install of product by buyer and others.