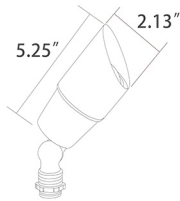


# ABBA

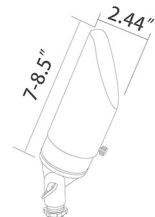
LIGHTING USA

12V Landscape Light Specialist

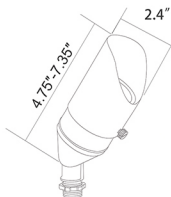
## SPECIFICATION SHEET



**SPB01**



**SPB04**



**SPB05**



- Housing & Shroud:** Corrosion Resistant Cast Brass. Shroud is adjustable and extendable.
- Finish:** Antique Bronze. Natural toning process. AB finish will vary due to artistic process.
- Lens:** Clear and heat resistant tempered flat glass.
- Socket:** Top grade fixed ceramic bi-pin socket, with lampretension clip to securely hold lamp in place.
- Lamp:** 12V, MR-16 halogen 50W max. LED lamp also available.
- Gasket:** Silicone gasket for water tight sealing.
- Wiring:** Fixture is prewired with a 3-ft 18-2 SPT2-W directburial cord. Wire connector available seperately.
- Knuckle:** Adjustable cast brass knuckle with thumb screw and 1/2" NPT threaded male hub on bottom.
- Mounting Spike:** Standard injection molded spike with 1/2" NPT threaded female hub.
- Electrical Notes:** A remote 12V transformer required, may be ordered to ABBA Lighting seperately. Voltage range for LED lamps are 10V to 18V Proper grease/lubricant is suggested on threaded parts during installation process.
- Warranty:** Limited lifetime warranty on fixture housing against manufacturer's defects.